




Strain gauge solution




BeanDevice
AN-mV/AN-V

+



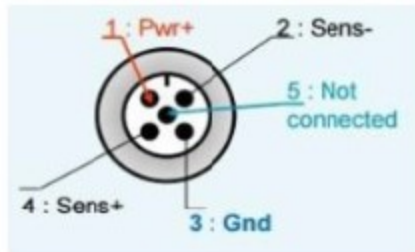
Bridge Completion
Module

+



Strain Gauge

- R1, R2 and R3 are included in the Bridge Completion Module
- V_{in} is the excitation voltage provided by the BeanDevice : 4,5 to 20 V
- V is the measured voltage by the BeanDevice channel



- | | |
|------------------|---------------|
| 1- Pwr + | -> $V_{in} +$ |
| 2- Sens - | -> $V -$ |
| 3- Gnd | -> $V_{in} -$ |
| 4- Sens+ | -> $V +$ |
| 5- not connected | -> NA |

